

Architectural Capabilities

For Reinforced Earth® MSE Wall Technology



Empowering Architects for MSE Wall Applications:
YOU THINK IT, WE CREATE IT.



REINFORCED EARTH®


limitless **CREATIVE** possibilities

Reinforced Earth® structures offer limitless aesthetics and architectural possibilities, giving architects the freedom to turn any creative vision into a reality. This is achieved through a seamless collaboration between architecture and MSE wall design.

For decades we have helped property owners, engineers, and architects achieve their desired look with our Reinforced Earth® MSE products that not only excel in reliable engineering achievements, but also offer enhanced aesthetics for constructing tasteful architectural structures.

Reinforced Earth® products can elevate MSE wall design by utilizing these techniques:

	Page
Architectural Finishes for MSE Walls	2
Curved Reinforced Earth® MSE Walls	3
Tiered MSE Walls	3
Incorporation of staircases	4






Structures should not be limited by their functionality alone; they should be valued as pieces of art that enhance their surroundings.



This is why we offer a range of special precast products, such as copings and barriers that work with our MSE walls for even more architectural possibilities.

Get the economy and speed of precast MSE walls without feeling restricted during the creative process. Start bringing your ideas to life, call us at 1 (800) 263-7097, or visit us online at www.reinforcedearth.ca.




Architectural Finishes for MSE Walls

Our precast facing panels come in a selection of standard finishes such as Brick or Ashlar Stone, but if you have a more unique vision for your MSE wall then contact us. Whether it's a simple repeating pattern or an elaborate mural by a local artist, we can turn your retaining wall into a stunning work of art.



Curved Reinforced Earth® MSE Walls

Our experience in working on urban projects has driven us to innovate and adapt to complex architectural geometries. Our MSE retaining walls, with modular facing, offer remarkable versatility to accommodate a wide range of required geometries for any given project. We can easily achieve wall curvatures by utilizing precast concrete panels. While the individual facing panels themselves are not curved, the curvature of the wall is formed by a series of short chords.



Curved MSE wall alignment accomplished with square facing panels support coping and architectural handrail in an upscale housing development project beside a man-made lake.

Tiered MSE Walls

In response to the increasing demands of urbanization, there is a growing need for robust MSE walls capable of retaining substantial earth pressure. A tiered retaining wall system consists of multiple stacked walls, with each higher wall strategically set back from the underlying one. This design allows the tiered MSE walls to effectively withstand significant differential settlements without experiencing distress. Beyond their functional capabilities, multi-tiered MSE walls also bring aesthetic enhancements, elevating the overall visual appeal of the site more effectively than a single, monolithic wall.





Incorporation of an architectural Grave finish with staircases on a 9 m high wall.

Incorporation of Staircases

The incorporation of staircases into the MSE retaining walls not only enhances the overall aesthetic appeal of the walls and the site, but also ensures functionality. By utilizing the same retaining wall panels for constructing the stairs, the integration achieves a seamless merging effect, where the stairs harmoniously blend with the retaining wall structure.



The importance of blending **CREATIVE DESIGN** and engineering

Our precast concrete facing panels provide a durable **canvas** for the artist, allowing for a design that stands the test of time.



Retaining walls are abundant and serve a vital role in our infrastructure, yet they are often overlooked by the public or seen as purely functional. Incorporating murals and other forms of art helps to transform them into visually appealing landmarks. Whether it's a simple repeating design or an elaborate mural by a local artist, we can elevate your retaining walls into unique works of art.



Showcase Community Spirit | Enhance Existing Environments | Provide an Artistic Backdrop

A curved MSE wall alignment with a subtle tree patterning on the face was used in a road bridge over a Go Rail Line. This project won the OPEA 2018 Award for Engineering Project or Achievement.





You can choose a finish for your MSE wall from one of our many standard precast form liners, or we can work together to create a custom pattern and achieve the architectural result that you desire.





The flexibility of Reinforced Earth® MSE walls allows for unique angles and a curved alignment that elevates the architectural design of this concrete dam, spillway and stilling basin.

Call us at 1 (800) 263-7097, or visit us online at www.reinforcedearth.ca and learn more about creating stunning MSE walls.



To contact us and learn more about RECo products and services please visit reinforcedearth.ca/contact

Reinforced Earth Company Ltd. | 5090 Explorer Drive, Suite 400, Mississauga, ON L4W 4T9 | TEL: +1 (905) 564-0896

© 2023 Reinforced Earth Company Ltd. –The text, photos and other information contained in this catalogue are the property of the Reinforced Earth Company Ltd. Any reproduction, display or other use without the prior consent of Reinforced Earth Company Ltd. is prohibited. Reinforced Earth® and TechSpan® are registered trademarks of Terre Armée Group and the individual companies of the group.